

## Modular Preparation 400 mm Ambient Unit with 1 Hinged Door

ITEM # \_\_\_\_\_

MODEL # \_\_\_\_\_

NAME # \_\_\_\_\_

SIS # \_\_\_\_\_

AIA # \_\_\_\_\_


**121814 (TERP4)**

 Ambient Unit with 1 hinged  
 door, 400mm

### Short Form Specification

**Item No.** \_\_\_\_\_

Constructed entirely in 304 AISI stainless steel. Front and rear longitudinal stainless steel c-channel reinforcement. Internal and external side panels with sound deadening reinforcements to strengthen structure. Door incorporates a sound deadening internal panel and is fitted with 304 AISI stainless steel hinges allowing an opening of 180° degrees. 150mm height-adjustable (0/+90mm) oversized feet (65x65mm) can be removed for masonry installation. 45° degree internal side corner junction system. 304 AISI middle shelf, with inner double fold to eliminate gaps between sides and back, height-adjustable in 3 positions with a stainless steel support to avoid twisting.

### Main Features

- Masonry installation possible by simply removing feet.
- Extremely easy to clean thanks to the smooth edges.

### Construction

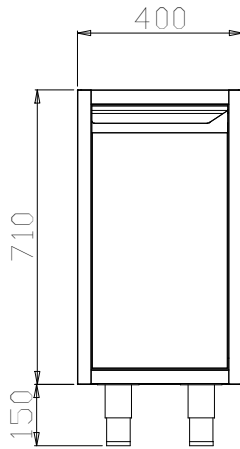
- Made in 304 AISI CrNi 18/10 stainless steel with Scotch Brite finish.
- Front and rear lengthwise stainless steel c-channel reinforcement, 15/10 (16 gauges).
- Internal sides supporting the structure to have 45° degrees internal side corners junction system.
- 30 mm high middle-shelf in AISI 304 stainless steel, height-adjustable in 3 positions, with inner double fold to eliminate gaps between sides and back.
- Sound deadening reinforcements between internal and external side panels to strengthen structure.
- Mounted on 150 mm height adjustable (0/+90 mm) oversized (65x65 mm) feet.
- Hinged door with sound deadening internal panels, fitted with 304 AISI stainless steel hinges on the inner sides, allows a 180° degree opening.

### Optional Accessories

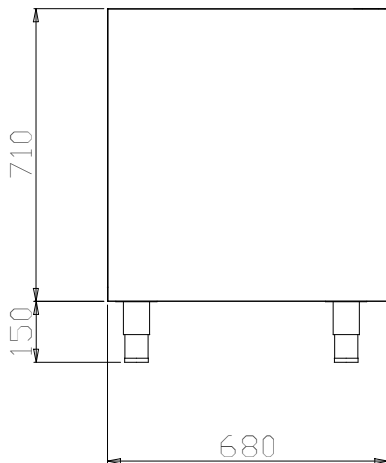
- Stainless steel plinth, 400mm PNC 855820
- Stainless steel plinth, 500mm PNC 855821
- Stainless steel plinth, 600mm PNC 855822
- Stainless steel plinth, 800mm PNC 855824
- Stainless steel plinth, 900mm PNC 855825
- Stainless steel plinth, 1000mm PNC 855826
- Stainless steel plinth, 1100mm PNC 855827
- Stainless steel plinth, 1200mm PNC 855828
- Stainless steel plinth, 1300mm PNC 855829
- Stainless steel plinth, 1400mm PNC 855830
- Stainless steel plinth, 1500mm PNC 855831
- Stainless steel plinth, 1600mm PNC 855832
- Stainless steel plinth, 1700mm PNC 855833
- Stainless steel plinth, 1800mm PNC 855834
- Stainless steel plinth, 1900mm PNC 855835
- Stainless steel plinth, 2000mm PNC 855836
- Stainless steel plinth for end elements, 700mm depth PNC 855837
- Stainless steel plinth for end elements, central installation, 700mm depth PNC 855838
- Stainless steel plinth, 2400mm PNC 855839

**APPROVAL:** \_\_\_\_\_

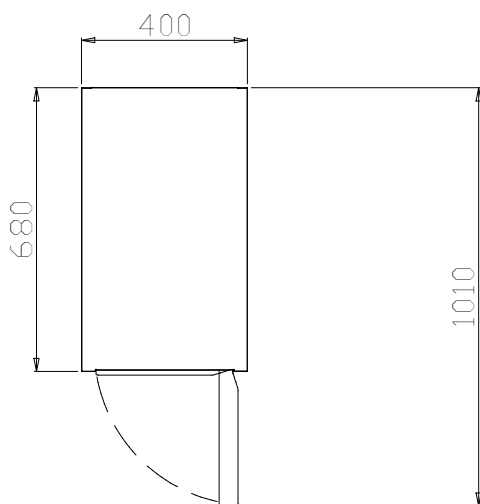
Front



Side



Top

**Key Information:**

<b>Cabinet width:</b>	
121814 (TERP4)	330 mm
<b>Cabinet depth:</b>	645 mm
<b>Cabinet height:</b>	620 mm
<b>N° of doors:</b>	1
<b>Door Type:</b>	Hinged
<b>External dimensions, Width:</b>	400 mm
<b>External dimensions, Depth:</b>	680 mm
<b>External dimensions, Height:</b>	860 mm
<b>Net weight:</b>	9 kg